



Audit

Table of Contents

1.0 Executive Summary	5
2.0 Summary of Findings	6
3.0 About the college	6
4.0 Infrastructural review criteria	7
5.0 Recommendations	12
6.0 Objectives and Scope	13
7.0 Methodology	13
8.0 Declaration	13

1.0 Executive Summary

This administrative audit of the college has been conducted for the period 2016-17. The purpose of the audit was to ensure that the practices followed in the campus are in accordance with the Administrative Policy adopted by the institution. The policies formulated by the governing body were evaluated and it was checked whether the departments are aware of the applicable regulations, policies and standards.

During the initial planning of the audit, an analysis was conducted on the methodologies of the administrative policies. The analysis was based upon an examination of the policies, manuals and standards on data analysis, and on the results of preliminary interviews with personnel considered key in the Administrative management in the campus. The criteria and methods used in the audit were based on the identified risks.

The methodology used included physical inspection of the campus, review of the relevant documentation, and interviews.

2.0 Summary of Findings

The main findings of the audit show that, in general, all the departments are aware about the need for Administrative policies at a general level.

However, on detailed review, it was observed that, though the college is implementing the Administrative Policy, many of the practices followed in the institution are being implemented based on the Administrative Policy of the institution while others are in the process of implementation. In addition, certain processes could benefit from further review in order to improve their efficiency, fairness and consistency



3.0 About the college

Katwa College started as an Intermediate College with around 140 to 150 students on 16th August, 1948. The College did not have its own building at the beginning and classes were held in Surya Narayan Hall of Kashiram Das Institution, a higher secondary school more than 150 years old. A few motivated and dedicated persons like the acclaimed social leader Jitendra Nath Maitra, Prof. P. N. Mukherjee, Prof. S. N. Banerjee, Dr. P. N. Bandyopadhyay, Prof. S. P. Mukherjee, P. B. Mukherjee, Dr. Haramohan Sinha and renowned Bengali poets like Kalidas Ray and Kumud Ranjan Mallik took all initiatives to setup the institution. The local people extended great support to the nascent organization and collected Rs. 32000/- for construction of the College building. The Managing Committee of Kashiram Das Institution donated a concrete building with four rooms and a portion of their school land to the College, and it is on that land that the main building of the College stands today. The vision of the College at the outset, which was just a year after India achieved its independence, was to spread education in a semi-rural *agro-based* area which did not have a single higher educational institution in a radius of about 50 km. Later on, as time progressed, the mission and vision changed with the pressing need of the time. The College accommodates thousands of first generation learners from the economically backward section of the rural/ semi-rural population especially agro-based backgrounds. Katwa College is the only College in the sub-division which offers Honours in Science stream. The College offers Honours course in Arts stream in various subjects as well in Commerce stream. There is a considerable minority population in the districts referred to above. The College tries to attract students from the minority community as far as possible. This is more important in the case of girls from the minority, who are admitted to the Morning section of the College which offers General courses in Arts stream. The College achieved the status of an undergraduate College in 1959 along with its affiliation to the UGC as well as a building grant of Rs. 1, 95,000/- from the same.

The College today has a huge campus sprawling over more than 44920 square metres divided into four parts. The main campus comprises the Main Building, Science Building, B.Ed Building, Boys' Common Room, Girls' Common Room,

Canteen, Administrative Building and a Post Office. The second campus, adjacent to the main campus holds the girls' hostel, Principal's Quarter and teaching staff quarter. On the third campus stands the boys' hostel, superintendent's quarter and two non-teaching staff quarter. The sports ground of the College lies about 300 metres away from the main campus and forms the fourth campus of the College.

At the outset, the College was affiliated to Calcutta University until Burdwan University was established on 16th June 1960. The College was included into 2(f) and 12(b) categories under UGC Act 1956 in the year 1959. The College enjoys Grant-in-Aid financial status under the Government of West Bengal.



4.0 Infrastructural review criteria

The following criteria was used to review the infrastructural facilities of the college

INFRASTRUCTURAL FACILITY

Sr.No	PARTICULARS		ANSWERS
3.1	Campus Area		
		Exemplary	√
		Good	
		Inadequate	
3.2	Campus Ownership		
	Owned by Management		
		On rent	
3.3	Office Space		
		Exemplary	
		Good	√
		Inadequate	
3.3 B	Separate Students' Union Room		Yes
	a. Area of Library		327sq.m. (approx)
3.4			
	b. Do you have separate reading area for student & Staff?		Yes
	c. Do you display the new arrivals?		Yes
	d. Do you maintain Book Volumes?		Yes
	e. No. of Books per student		02
	f. No. of Issue/Return books per day		08
	g. No. of Research Journals		6000+ (from N-LIST)
	h. No. of Periodicals		24
3.5	Laboratories		
	Renovation in process in some of the laboratories	Exemplary	
		Good	



		Inadequate	√
3.6 A	Security (private)		Adequate
B	CCTV Surveillance		inadequate
3.7	Safe drinking water		
		Exemplary	
		Good	√

3.8	Power Backup facility		adequate
3.9.a	Washroom facility (for Male)		
		Exemplary	
		Good	
		Inadequate	√
3.9.b	Washroom facility (for Female)		
		Exemplary	
		Good	
		Inadequate	√
3.9.c	Washroom facility (for Staff)		
		Exemplary	
		Good	
		Inadequate	√
3.10	Parking		
		Adequate	√
		Inadequate	
3.11	Class rooms (as per requirement)		
		Exemplary	
		Adequate	
		Inadequate	√
	Laboratories	Inadequate	
3.12	Staff room		
	Individual Staff room with IT facility		
	Staff room with separate cabins		
	Departmental		√
	Common		√
3.13	Seminar Room		
		Exemplary	
		Adequate	
		Inadequate	√



3.14.a	Common room (Boys)		
		Exemplary	
		Adequate	√
		Inadequate	
3.14.b	Common room (Girls)		
		Exemplary	
		Adequate	√
		Inadequate	
3.15	Medical Centre facility		
	Health Centre facility(Students' Health Home)		√



	First-aid facility	√
3.16	Sports Facility (Separate Sports Ground)	yes
3.17	Indoor Sports facility	yes
3.18	Gymnasium	yes
3.19.a	Hostel (Boys)	
	Exemplary	
	Adequate (with mess)	√
	Inadequate	
3.19.b	Hostel (Girls)	
	Exemplary	
	Adequate (with mess)	√
	Inadequate	
3.20	Transportation for students	No
3.21	Support services (**Bank/PO/**photocopy)	yes
3.22	Canteen	Yes
3.23	Approach Road	Yes
3.24	Garden	Yes
3.25	Auditorium/ Assembly hall	Under process
3.26	Internet facility	
	For Staff & students :	yes
	For staff only:	
3.27	Overall Maintenance	
	Exemplary	
	Satisfactory	Yes
	Not satisfactory	



Sr. No	PARTICULAR	ANSWER
4.3.1	How many Faculty members/ Administrative staff can operate MS-Word/ Power point and Microsoft Excel?	46/4
4.3.2	Did your College arrange for Training of Faculty members in the use of Computers ?	No
4.3.3	How many Computers do you have in the College ?	
4.3.4	Does the College have Internet facilities?	yes
4.3.5	Have your Faculty members undergone training for NME-ICT? If yes, How many?	No
4.4.	PLACEMENT ACTIVITY	
4.4.1	Has the Career Counselling Cell been formed in your college?	Yes
4.4.2	How many students have been enrolled?	Not yet
4.4.3	Has there has been any campus placement?	Yes
4.4.4	Have you conducted any pre placement training for student's placements? If yes, then Specify.	Yes
4.4.5	Have you organized any company visits or guidance camp for students?	Yes
4.4.6	Does the placement cell maintain the record of job opportunities and students?	No
4.4.7	Are the students provided computers and Internet to search job, to down load application forms etc?	No
4.4.8	Does the college have a system of registering students at the Employment office?	No



	If yes, Give names of magazines.	
4.8.1	Does your College have a Digital English Language Lab ?	No
4.8.2	Do you propose to apply for a DELL ?	Yes
4.8.3	How many students use the DELL in a day ?	NA
	At least 10%	
A.	Does your College facilitate Academic links/ collaborations/ MoU, etc with other centers of higher learning ?	No
B.	Does the college have a functional Alumni Association?	Yes
C.	Number of students enrolled	689
	Activities of Alumni Association	Data not available
	Give details of any Progressive Practices of the Institution if any.	The NSS units of the college organize blood donation motivation camp each year and collect blood for the blood bank of Katwa Sub-divisional Hospital.



4.4.9	Does the college subscribe to magazines like	No
	Employment News, Rojgar Samachar etc?	



5.0 Recommendations

Following the audit, several recommendations were made to the management.

- ☐ An active placement cell of the may be formed
- ☐ MoU may be drawn to enhance the academic facilities such as classrooms and laboratories.
- ☐ Alumni association may be formalized with updated records. The data may be made accessible to the current students to foster their academic progression as well as enhance employment opportunities.
- ☐ Language lab may be introduced.
- ☐ Faculty may be trained in using ICT facilities for teaching learning.
- ☐ Non teaching staff may be trained in using ICT facilities relevant to their work.
- ☐ Internet facility may be augmented for use by the students.
- ☐ The band width and the speed of the internet may be increased.
- ☐ Number of computers may be increased as the computer student ratio is poor.
- ☐ Digitized identity cum library card for students and all staff may be introduced.
- ☐ Communicative English and vocational training may be introduced.
- ☐ CCTV Surveillance around the campus may be increased.
- ☐ Increase of lavatories for students and staff is suggested.





6.0 Objectives and Scope

This audit was conducted for Katwa College campus in Katwa, Purba Bardhaman and all departments of the institution operating from the same.

7.0 Methodology

In order to meet its objectives, this audit combined physical inspection with a review of relevant documentation and interviews with various stakeholders.

Review of the Documentation

For the purpose of this audit the Academic Policy of the institute was reviewed.

Interviews

Interviews were conducted with the Principal, and also faculty and students.

Physical Inspection

The audit team was in college to inspect the campus.

8.0 Declaration

I/We agree with all the recommendation and observation mentioned in this report.

Original signed by

Alkarpally
28/07/17
Principal
Kandra Radha Kanta Kundu Mahavidyalaya
PO-Kandra * Dist.- Purba Bardhaman
Pin - 713129

Goswami
28/07/2017
Dr. Achintya Mohan Goswami
Assistant Professor (W.B.E.S.)
Dept. of Physiology
Krishnagar Govt. College

28.07.17
Member
Governing Body,
KATWA COLLEGE

THE UNIVERSITY OF BURDWAN

Registrar's Department : Statistics Section

Annual Report for the Year 2015 – 16 (1st June 2015 to 31st May 2016)

Name of the College : Katwa College
 College Address : Katwa, Burdwan
 Telephone No. : STD-03453 Day: 255049, 258434 Morn: 255164
 Email ID : katcoll2009@gmail.com

Name of the Principal : Dr Nirmalendu Sarkar



1. Academic Courses offered : (Put tick mark)

Shift	Honours	General	Others (B.Ed)
Morning		✓	✓
Day	✓	✓	
Evening	✓	✓	

Honours Subjects Offered: Bengali, English, Sanskrit, History, Geography, Philosophy, Political Science
 Economics, Physics, Chemistry, Mathematics, Zoology, Botany, Physiology
 and Accountancy.

2. Total Enrolment of Students (All Shifts) :

Year	B.A			B.Sc			B.Com		
	Male	Female	Total	Male	Female	Total	Male	Female	Total
1 st Year	972	945	1917	108	97	205	9	1	10
2 nd Year	954	908	1862	315	109	424	9	2	11
3 rd Year	911	760	1671	175	85	260	13	1	14
Total	2837	2613	5450	598	291	889	31	4	35
Year	B.Ed			M.A/M.Sc			Others		
	Male	Female	Total	Male	Female	Total	Male	Female	Total
1 st Year	-	-	-	-	-	-	-	-	-
2 nd Year	-	-	-	-	-	-	-	-	-
3 rd Year	-	-	-	-	-	-	-	-	-
Total	-	-	-	-	-	-	-	-	-

3. Enrolment of SC/ST/OBC Students (All Courses) :

Year	Scheduled Castes			Scheduled Tribes			OBC			Muslims		
	Male	Female	Total	Male	Female	Total	Male	Female	Total	Male	Female	Total
1 st Year	228	198	426	5	4	9	303	248	551	254	237	491
2 nd Year	250	208	458	6	4	10	165	181	346	166	164	330
3 rd Year	274	203	477	6	3	9	147	111	258	211	178	389
Total	752	609	1361	17	11	28	615	540	1155	631	579	1210

4. No. of Foreign Students studying (name of the country, course etc.) (If any) : Nil

5. Teaching Staff : (Furnish names of the Heads of Depts. of the colleges offering PG Courses)

Full Time								Part Time							
Male				Female				Male				Female			
Gen	SC	ST	OBC	Gen	SC	ST	OBC	Gen	SC	ST	OBC	Gen	SC	ST	OBC
30	2	0	1	7	0	0	1	9	0	0	0	13	0	0	0

6. Non – Teaching Staff :

Full Time								Part Time							
Male				Female				Male				Female			
Gen	SC	ST	OBC	Gen	SC	ST	OBC	Gen	SC	ST	OBC	Gen	SC	ST	OBC
19	9	0	0	1	0	0	0	2	1	0	0	1	0	0	0

7. Research Activities by the Teachers : For 2015 – 2016 only

Scheme	Name of Research Fellow	Amount Sanctioned (in Rupees)
Minor Research	Tapati Bhattacharya	21450.00
	Utpal Das	52000.00
	Ramesh Chandra Das	36800.00

8. No. of Books in the Library (as on 31.05.2016): Day – 37139 Morning – 2772

9. No. of Journals subscribed by the Library: Day – 38 Morning – nil
(as on 31.05.2016)

10. Hostel Facilities : No of Hostel (Boys) – 01 No of Hostel (Girls) – 01
No of Students Actually residing: Boys – 85 Girls – 52

11. Special Feature of the college (If any): I) 5 Units of NSS, II) NCC (male & female), III) Study Centre of Rabindra Bharati University & IV) Study Centre of Netaji Subhas Open University.

Examination Results : (2016)

Examination Results : (2016)														
	No. Appeared			No. Passed										Grand Total
	Boys	Girls	Total	Boys					Girls					
				1 st	2 nd	Dist	Pass	Total	1 st	2 nd	Dist	Pass	Total	
B.A Gnl	332	556	888	1	11	0	51	63	0	27	0	117	144	207
B.A(H)	113	156	269	5	74	0	0	79	16	99	0	0	115	194
B.Sc Gnl	54	16	70	8	13	0	6	27	2	8	0	1	11	38
B.Sc(H)	52	82	164	14	15	0	0	29	11	9	0	0	20	49
B.ComGnl	3	0	3	0	0	0	0	0	0	0	0	0	0	0
B.Com(H)	11	1	12	0	1	0	0	1	0	0	0	0	0	1
B.Ed														
B.P.Ed														
BBA														
BCA														
LLB														
M.A														
M.Sc														

Principal
Principal
Katwa College

Principal
KATWA COLLEGE



THE UNIVERSITY OF BURDWAN

Registrar's Department : Statistics Section

Annual Report for the Year 2016 – 17 (1st June 2016 to 31st May 2017)

Name of the College : Katwa College
 College Address : Katwa, Burdwan
 Telephone No. : STD-03453 Day: 255049, 258434 Morn: 255164, Even: 250721
 Email ID : katcoll2009@gmail.com

Name of the Principal : Dr Nirmalendu Sarkar



1. Academic Courses offered : (Put tick mark)

Shift	Honours	General	Others (B.Ed)
Morning		✓	✓
Day	✓	✓	
Evening	✓	✓	

Honours Subjects Offered: Bengali, English, Sanskrit, History, Geography, Philosophy, Political Science
 Economics, Physics, Chemistry, Mathematics, Zoology, Botany, Physiology
 and Accountancy.

2. Total Enrolment of Students (All Shifts) :

Year	B.A			B.Sc			B.Com		
	Male	Female	Total	Male	Female	Total	Male	Female	Total
1 st Year	737	866	1603	209	97	306	4	0	4
2 nd Year	972	945	1917	108	97	205	9	1	10
3 rd Year	954	908	1862	315	109	424	9	2	11
Total	2663	2719	5382	632	303	935	22	3	25
Year	B.Ed			M.A/M.Sc			Others		
	Male	Female	Total	Male	Female	Total	Male	Female	Total
1 st Year	-	-	-	-	-	-	-	-	-
2 nd Year	-	-	-	-	-	-	-	-	-
3 rd Year	-	-	-	-	-	-	-	-	-
Total	-	-	-	-	-	-	-	-	-

3. Enrolment of SC/ST/OBC Students (All Courses) :

Year	Scheduled Castes			Scheduled Tribes			OBC			Muslims		
	Male	Female	Total	Male	Female	Total	Male	Female	Total	Male	Female	Total
1 st Year	182	145	327	8	3	11	269	253	522	219	200	419
2 nd Year	228	198	426	5	4	9	303	248	551	254	237	491
3 rd Year	250	208	458	6	4	10	165	181	346	166	164	330
Total	660	551	1213	19	11	30	737	682	1419	639	601	1240

4. No. of Foreign Students studying (name of the country, course etc.) (If any) : Nil

5. Teaching Staff : (Furnish names of the Heads of Depts. of the colleges offering PG Courses)

Full Time								Part Time							
Male				Female				Male				Female			
Gen	SC	ST	OBC	Gen	SC	ST	OBC	Gen	SC	ST	OBC	Gen	SC	ST	OBC
29	7	0	3	7	0	0	1	9	0	0	0	13	0	0	0

6. Non – Teaching Staff :

Full Time								Part Time							
Male				Female				Male				Female			
Gen	SC	ST	OBC	Gen	SC	ST	OBC	Gen	SC	ST	OBC	Gen	SC	ST	OBC
18	7	0	0	1	1	0	0	2	1	0	0	1	0	0	0

7. Research Activities by the Teachers : For 2016 – 2017 only

Scheme	Name of Research Fellow	Amount Sanctioned (in Rupees)
Minor Research	Sanat Kumar Ghosh	77500.00
	Tapan Kumar Bera	251000.00
	Rabi Ranjan Sen	150000.00
	Pulak Samanta	250000.00

8. No. of Books in the Library (as on 31.05.2017): Day – 38339 Morning – 2772

9. No. of Journals subscribed by the Library: Day – 38 Morning – nil
(as on 31.05.2017)

10. Hostel Facilities : No of Hostel (Boys) – 01 No of Hostel (Girls) – 01
No of Students Actually residing: Boys – 85 Girls – 52

11. Special Feature of the college (If any): I) 5 Units of NSS, II) NCC (male & female), III) Study Centre of Rabindra Bharati University & IV) Study Centre of Netaji Subhas Open University.

Examination Results : (2017)

	No. Appeared			No. Passed										Grand Total
	Boys	Girls	Total	Boys					Girls					
				1 st	2 nd	Dist	Pass	Total	1 st	2 nd	Dist	Pass	Total	
B.A Gnl	219	448	667	0	7	0	44	51	0	24	0	89	113	164
B.A(H)	111	164	275	11	67	0	0	78	17	119	0	0	136	214
B.Sc Gnl	60	33	93	1	15	0	4	20	3	15	0	1	19	39
B.Sc(H)	108	73	181	20	48	0	0	68	22	15	0	0	37	105
B.ComGnl	2	0	2	0	0	0	1	1	0	0	0	0	0	1
B.Com(H)	0	0	0	0	0	0	0	0	0	0	0	0	0	0
B.Ed														
B.P.Ed														
BBA														
BCA														
LLB														
M.A														
M.Sc														

N. Sarkar
Principal
Katwa College
12/06/18

Principal
KATWA COLLEGE



FEEDBACK ANALYSIS REPORT

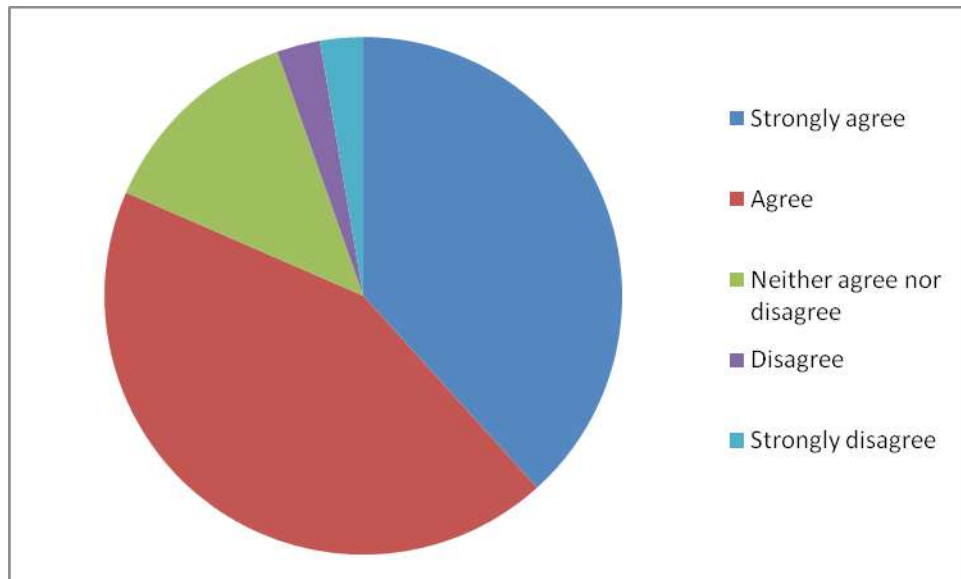
The feedback committee of the college decided to conduct feedback from four stakeholders namely, the students, teachers, alumni and parents. Questionnaires were prepared accordingly. The feedback for three stakeholders, i.e. students, teachers and the alumni has already been completed, while for the parents is under process.

The students who were considered as appropriate to respond to the questionnaires were the outgoing third year students as it was expected that they would be in a position to assess the infrastructure and other concerned areas.

The following pie charts are presentations of the response that the students submitted.

Q1. The learning process is smooth

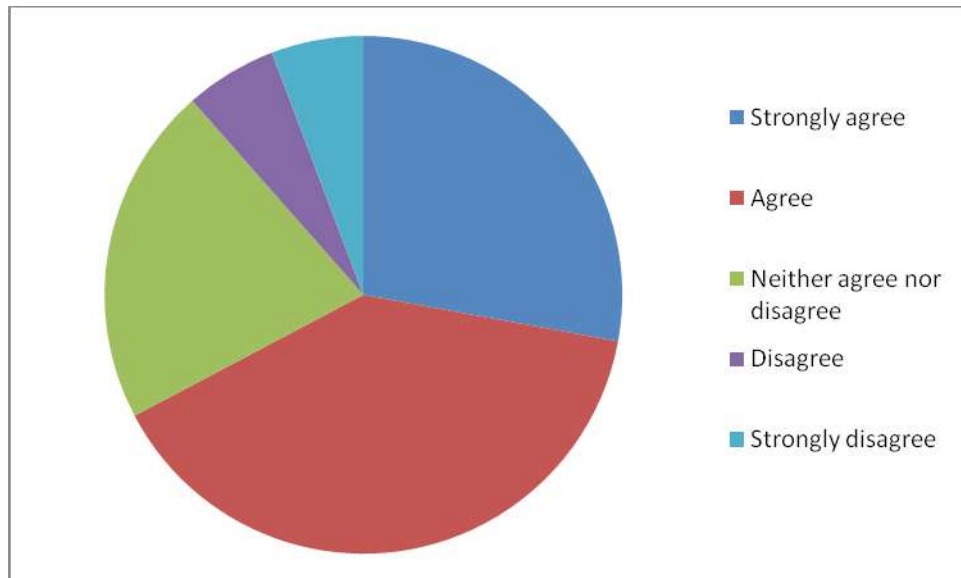
As seen a considerable majority agreed that the process is smooth while not much behind is the group that strongly agrees. Hence this reflects the teaching learning negotiation as a positive outcome.



For Q1

Q2. Completion of the syllabus within the time frame

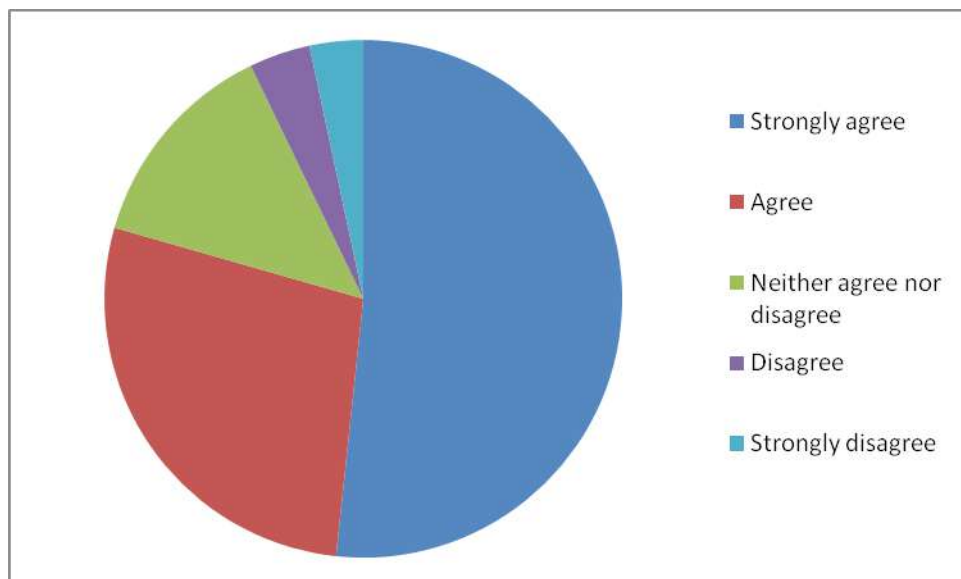
The majority agree that the syllabus is completed within the allotted time frame.



For Q2

Q3. Practical classes take place on time

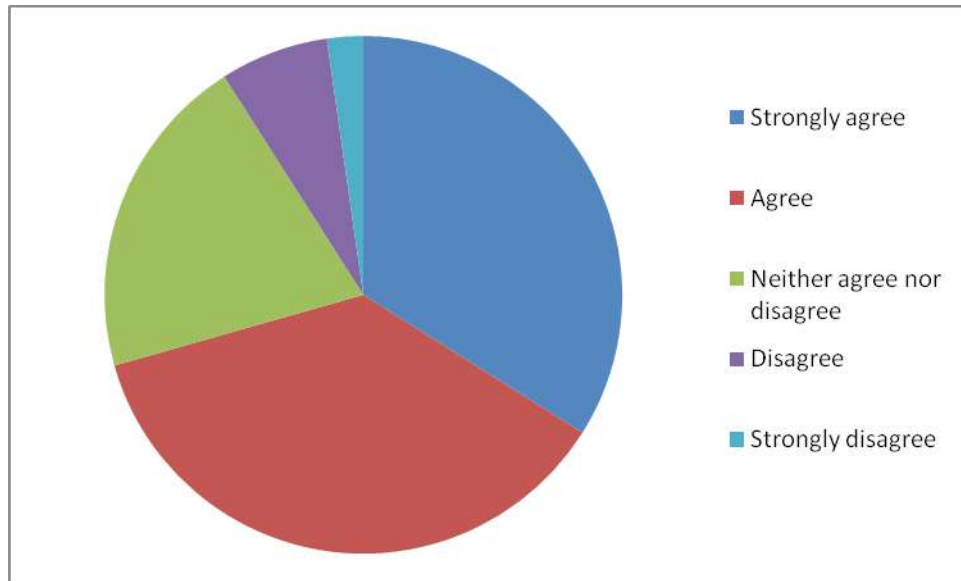
The majority agree that practical classes take place on time. Therefore, the science or the concerned departments where practical classes are taxing are still challenged to be scheduled and completed overcoming limitations.



For Q3

Q4. Fairness of evaluation

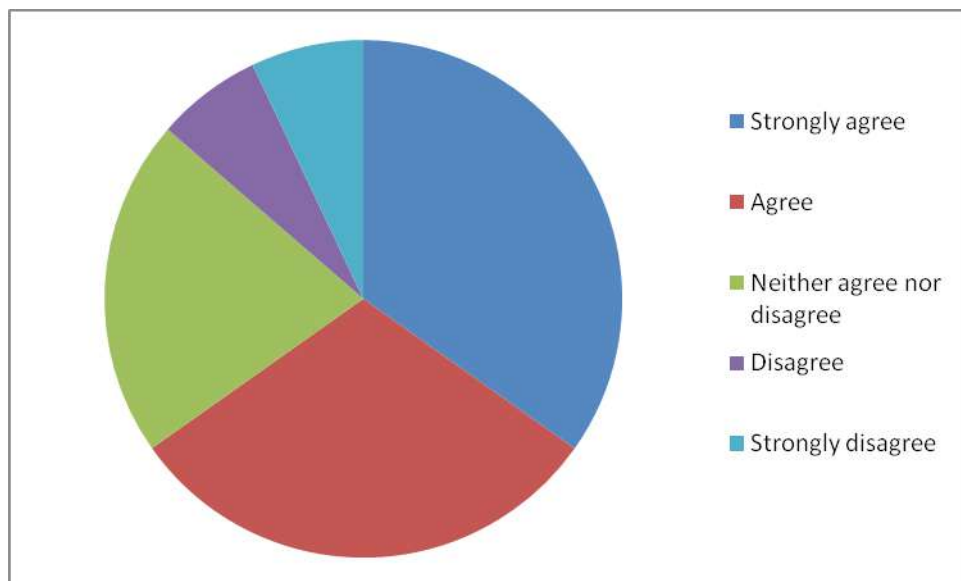
The results sway between agree and strongly agree with this statement reflecting the fact that the students cherish trust towards the faculty and there is place for interaction and justification of the marks awarded to the recipient.



For Q4

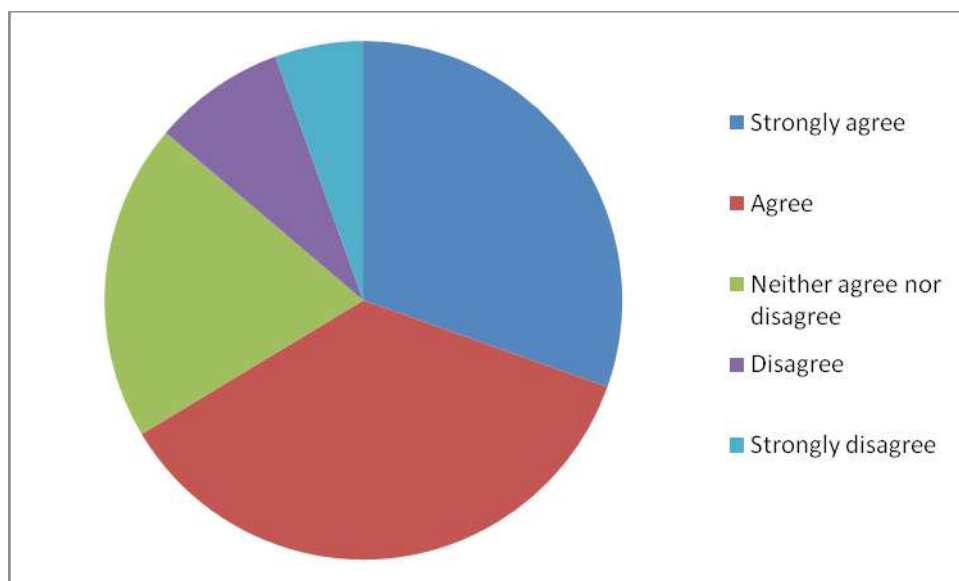
Q5. Library facilities are competent

The majority strongly agree that library facility is ensured.



Q6. Laboratory equipments are satisfactory

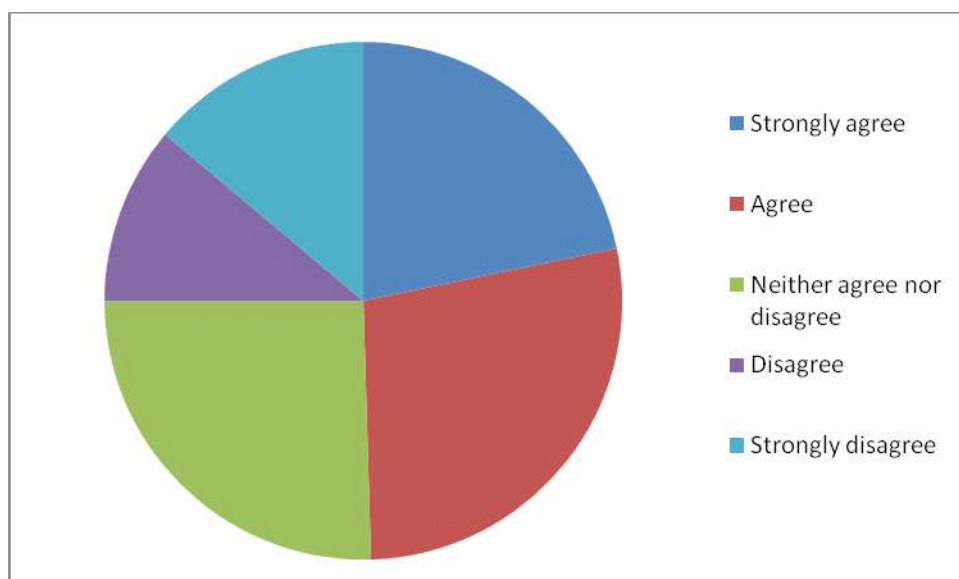
The response sways between strongly agree and agree which reflects ultimately on the overall satisfaction of the students who take practical classes regularly.



For Q 6

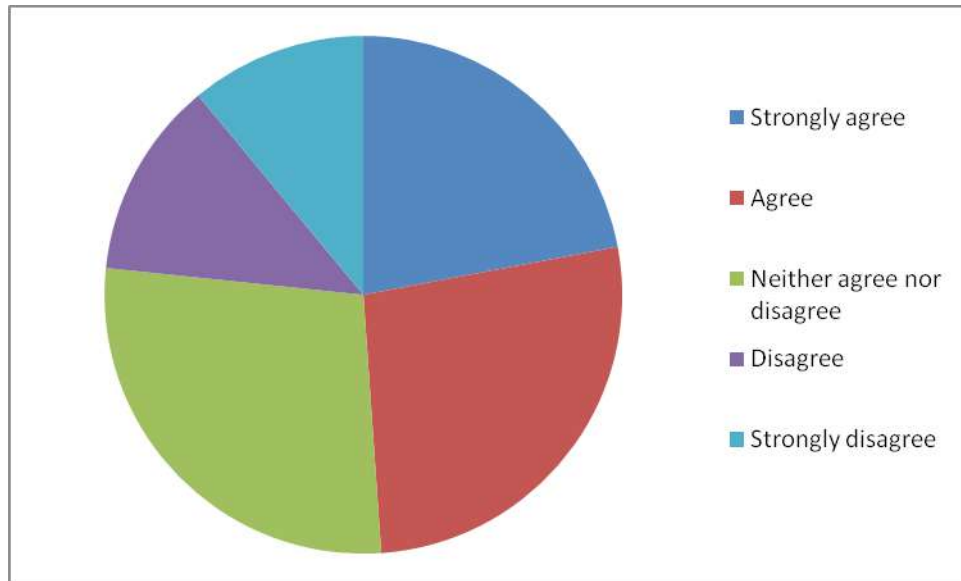
Q7. Access to computers is satisfactory

There is no overwhelming majority for any of the response here. Actually the science department students only get access to the computers. Hence the data does not reflect any overwhelming majority.



Q8. Provisions for recreational activities are sufficient.

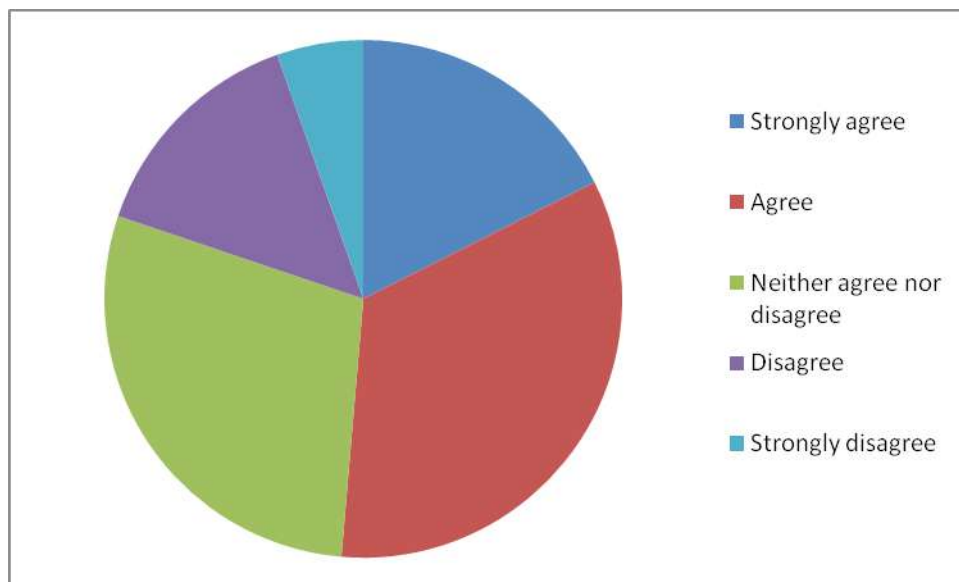
There is no clear majority in this response. Many students travel quite a distance to access to this college since it is one of its kind in the entire subdivision that caters to many nearby villages. Hence the students do not get time to indulge in recreational activities.



For Q8

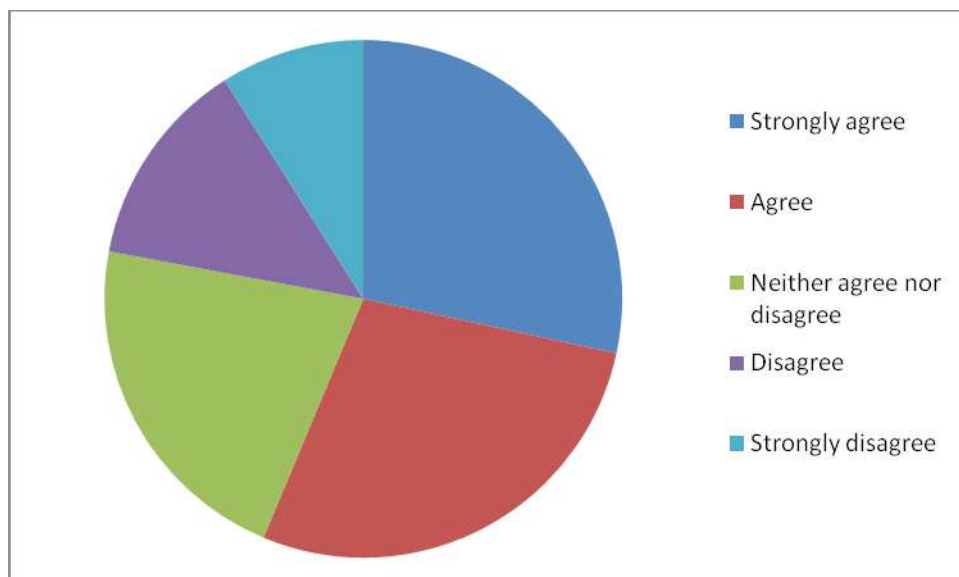
Q9. Extracurricular activities are adequate

The majority responded to agreeing moderately to the question. Sports and cultural along with observing teachers' day is regular for each session. Hence the students are aware and participate in such events.



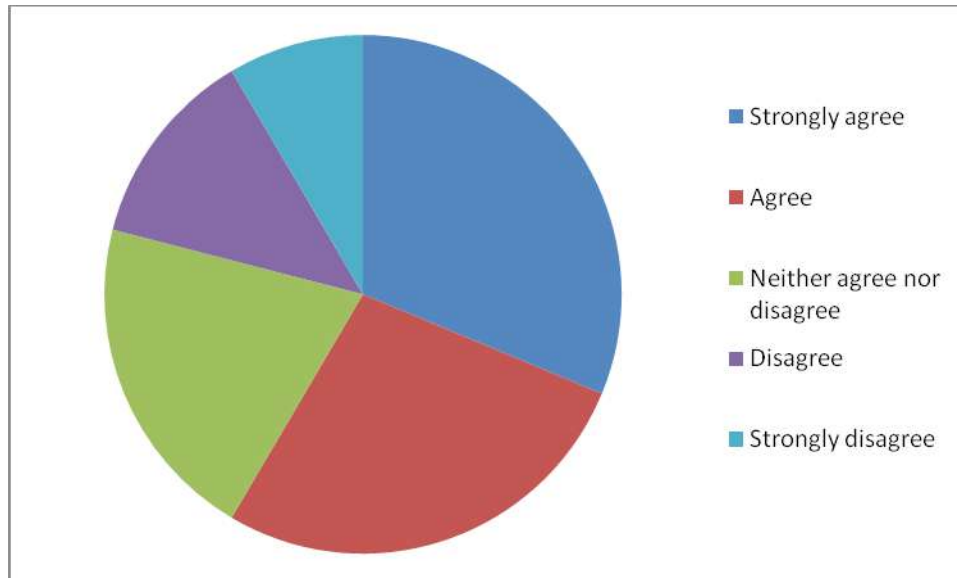
Q 10. Sports facilities and activities for learners are adequate

The majority strongly agree to this response reflecting the fact that sports is an important event that is regularly held in each session.



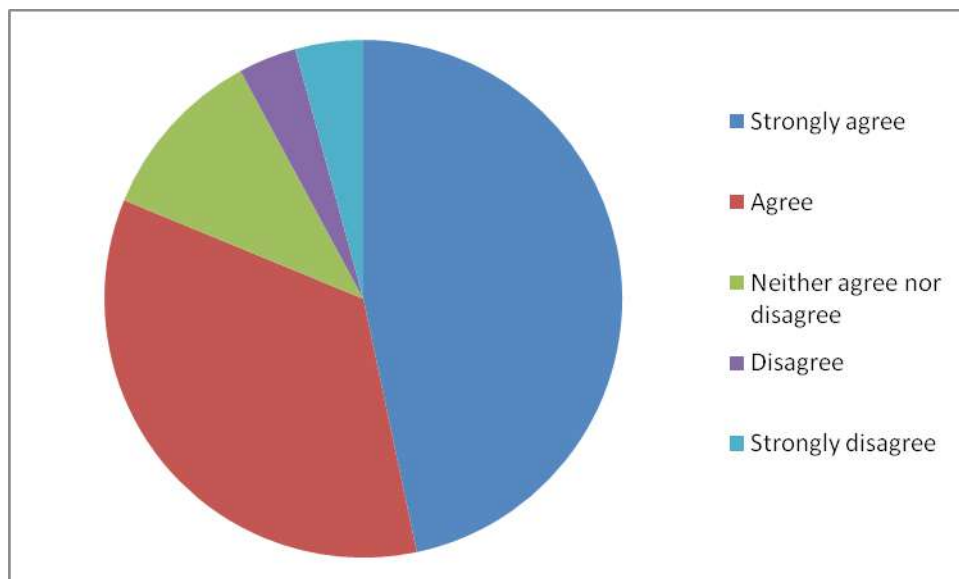
Q11. Canteen facilities and safe drinking water are maintained properly

The majority strongly agree to this response. The students are aware and use the water purifiers that are placed on each floor for student usage



Q12. The campus is hygienic and clean

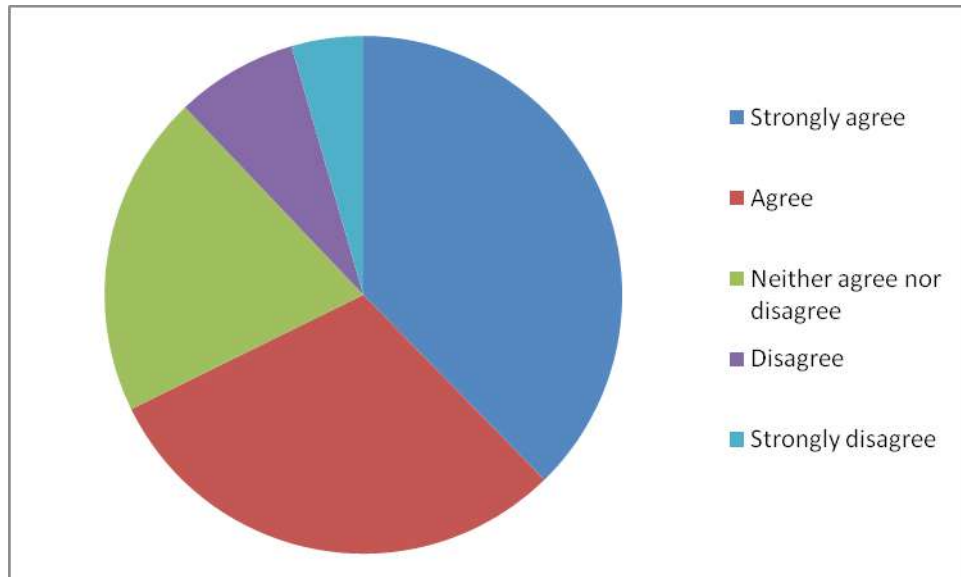
The majority of the students strongly agreed regarding the cleanliness of the campus and hence the indirect feedback that they are satisfied with their environment in college.



For Q12

Q13. The college is well connected by rail and road

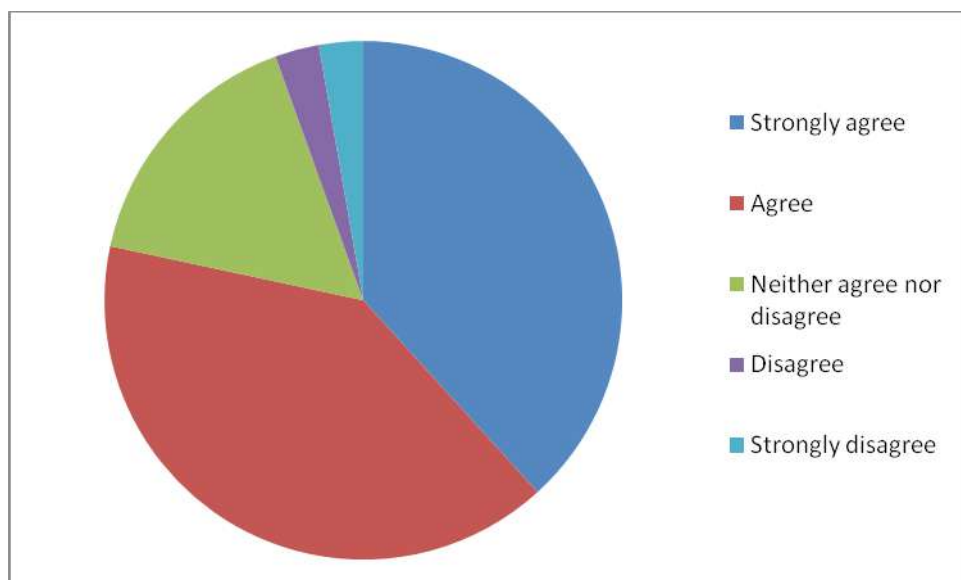
The majority have strongly agreed to this question. The college is situated quite close to the station and bus stand and situated centrally in a subdivision town definitely reflects its strategic location which is of utmost advantage.



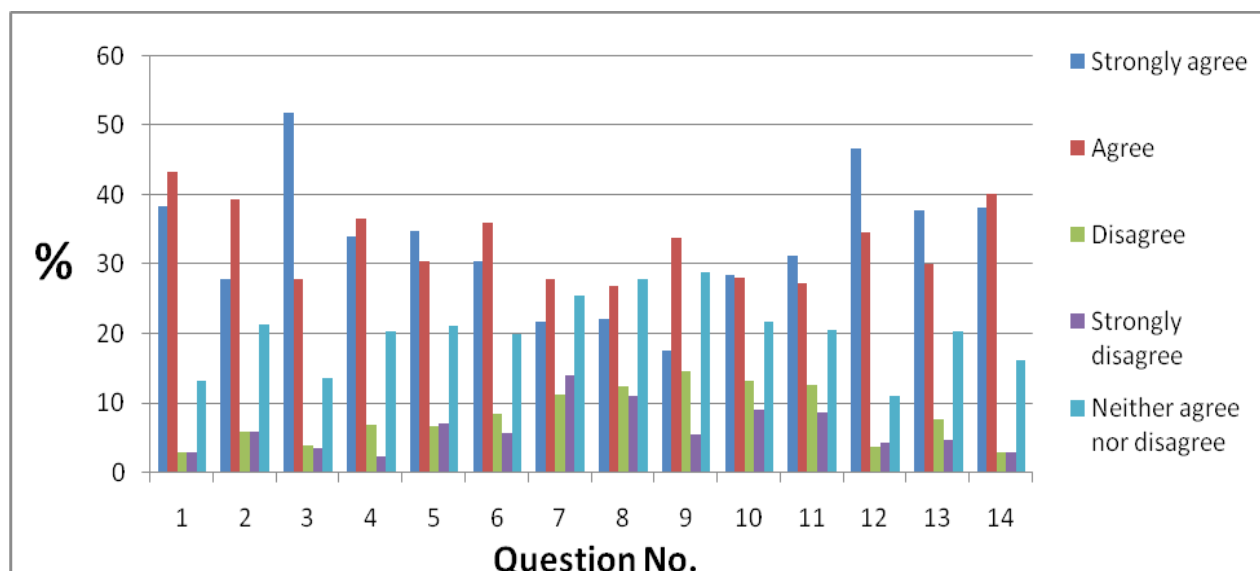
For Q13

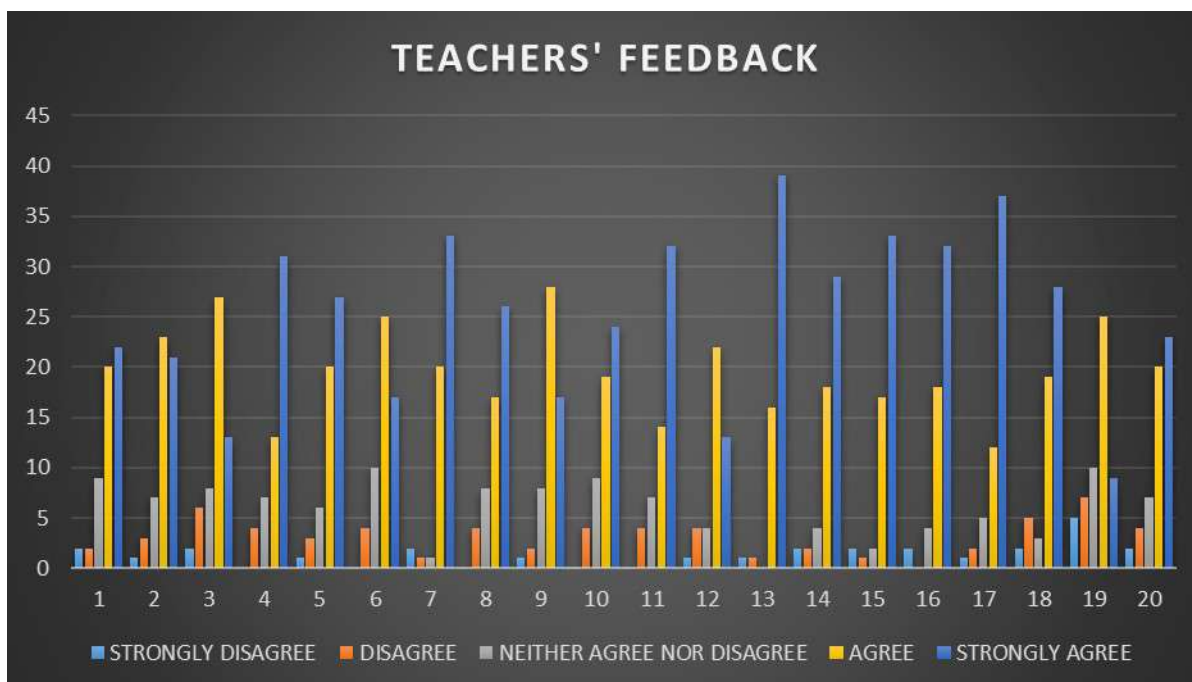
Q.14 NSS/NCC activities are regular

The majority have strongly agreed to this question. The college indeed has an active NSS and NCC unit which conducts various camps and other awareness programmes throughout the year both internally as well as in collaboration with other relevant organizations.



The response to the questions conclude that the students, the most important stakeholders, enjoy a respectable and interactive relationship with their teachers. They also feel responsible towards the development of the institution and try to participate in various activities of the college striving towards a rich campus life.





The feedback of the teachers was based on twenty questions and their response is summarized in the form of the graphical representation as seen above.

Q1. The environment of the college is favourable to teaching and research

The majority strongly agree to this statement. This reflects the overall satisfaction of the teaching staff involved in the academic process of the college.

Q2. The College provides adequate opportunities and support to teachers for upgrading their skills and qualifications

The majority agree to this statement. From time to time teachers are given research leave and other duty leave for attendance / participation in workshops/seminars/conferences and other academic programs for their upgradation.

Q3. The classrooms are clean and well maintained

The majority moderately agree regarding the cleanliness and maintenance. This is encouraging for better classroom teaching. There is room for improvement regarding proper cleanliness.

Q4. The administration is teacher friendly

The majority strongly agrees to this statement. The principal acts as a liaison between the teaching and the administrative body and teacher representatives are active in voicing their opinions in the governing body meetings.

Q5. The College encourages participation in curricular and extra-curricular activities

The majority strongly agrees to this statement.

Q6. The books related to syllabus are available in the Library in sufficient numbers

The majority moderately agrees to this statement. new books are purchased from time to time and the library is upgraded regularly. At times the time taken is lengthy. However, the availability of relevant books is ensured as far as possible.

Q7. The course / syllabi of the subjects taught by me increased my interest, knowledge and perspective in the subject area

The majority strongly agrees to this statement which is only but expected from teachers who wish to update themselves for the sake of better teaching learning outcome.

Q8. The college has given me full freedom to adopt new techniques / strategies of teaching such as group discussions, seminar presentations and learners' participation.

The majority strongly agrees to this statement. the administration usually never interferes regarding the teaching methodology. The classroom is a space where the teachers and students freely interact without any external limitations.

Q9. The teaching aids in the department are sufficient and up to date

The majority moderately agree to this statement. with the increasing trend towards adopting ICT and alternative teaching methods, there is a gap between the desired and the achieved since teaching aids are always not available. Nevertheless, the administration is cooperative and tries to provide for aids as much as possible.

Q10. The teachers are encouraged to organize seminars/workshops/ symposia/conferences

The administration tries to cooperate regarding organization of the same. Of course seminar rooms are not abundant with state of the art infrastructure. Yet the college encourages organization of the same with whatever logistics are available.

Q 11. The teachers are encouraged to participate in seminars/workshops/symposia/ conferences

The majority strongly agree to this statement. the college sanctions duty and other leave facility for teachers to upgrade and update their academic status to improve teaching standards.

Q 12. The laboratories are sufficiently equipped (for Lab. based departments)

The majority agree to this statement. The practical classes are extensively carried out with the existing laboratories. Some of the laboratories however are undergoing renovation to provide better facility.

Q13. The IQAC is working well for promoting quality in the institution

There is an overwhelming majority response to strongly agreeing to this statement. The college indeed boasts of a strong IQAC committee that strives to work efficiently to enhance the quality of the institution.

Q14. The administration is sincerely putting efforts for the development of the institution

The majority strongly agrees to this statement.

Q15. The Staff meetings are held at college and department level regularly

The majority strongly agrees to this statement. teachers' council meetings and teachers' meeting are regularly held for concerned academic decisions and the decisions are communicated to the governing body. Departmental meetings are also held and proceedings are maintained.

Q16. The class load distribution in the department is properly balanced

The majority strongly agrees to this statement. The class load is distributed after discussion inside the concerned departments. Guest lecturers are appointed where necessary.

Q17. The faculty are given freedom to express their opinions

The majority strongly agree to this statement. the teaching faculty voice their opinions freely in the teachers' council meetings and departmental meetings.

Q 18. The internet and computer facilities are sufficient to meet the demand of teaching and research

The majority strongly agrees to this statement. there is a separate computer room with internet facilities and a print cum reprographic machine that satisfies this demand. Along with this, laptops are also sanctioned to departments who apply for the same.

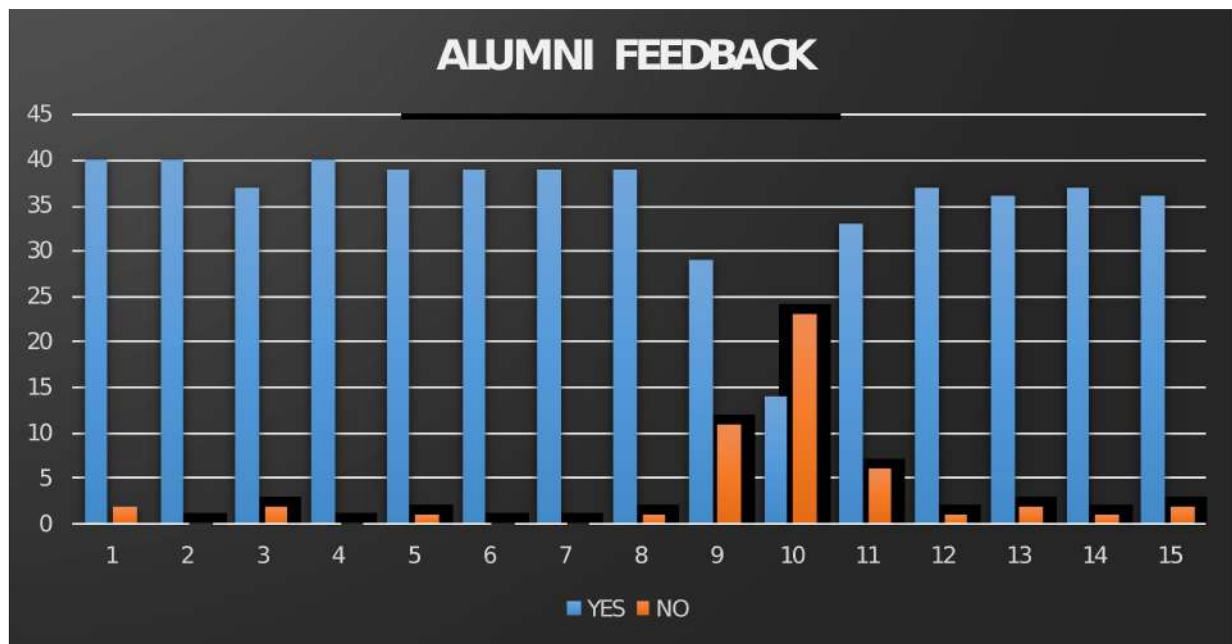
Q 19. General amenities including sitting space, drinking water, sanitation, cleanliness, separate canteen facility are maintained properly

The majority moderately agrees to this statement. There is a general staffroom and separate staffrooms are allotted for science and laboratory based departments. There is a water purifier in the staff room and toilets for male and female staff. Of course better sanitation is recommended.

Q 20. Students in general participate in the teaching learning process

The response sways between strongly and moderately agreeing with this statement. The teaching –learning atmosphere is generally peaceful and students cooperate with the process. When alternative teaching methods are carried out, the students try to take interest and express their intent to internalize the same.

The teachers' feedback overall points out to a satisfaction in the academic process. There are suggestions, of course, for construction of more classrooms, better sanitation and cleanliness and ICT training.



The following questions were asked to the alumna respondents.

Q1. Do you feel proud to be associated with Katwa College as an Alumni?

Q2. The learning you had in the College is useful in your career

Q3. Have you obtained sufficient subject knowledge (both in theory and practice) at Katwa College?

Q4. The developments in the College in recent years is appreciative.

Q5. Are you willing to contribute to the development of the college?

Q6. The formation of alumni association is a step in the right direction

Q7. The College authority should take initiative to efficiently enroll and strengthen the alumni-association

Q8. Would you like to join the College/Department Alumni Association?

Q9. Do you receive communications from the College through Mails/ Calls/SMS etc.?